

# Generation of Water using Thermoelectric Cooler

Sagar Prajapat  
Btech Et +LL.B(I.P.R)  
Electrical Department  
U.P.E.S  
Dehradun, Uttarakhand

Saransh Vijayvargiya  
Btech Et +LL.B(I.P.R)  
Electrical Department  
U.P.E.S  
Dehradun, Uttarakhand

Mayank Rautela  
Btech Et +LL.B(I.P.R)  
Electrical Department  
U.P.E.S  
Dehradun, Uttarakhand

**Abstract:** - In numerous nations like India it is hard to acquire water assets for water system or different purposes, particularly in the dry locales. The issue of water shortage is likewise seen in different spots of the world because of absence of precipitation. Be that as it may, in profoundly sticky territories, for example, puts near the ocean, water can be gotten by gathering the water vapor present in air. Here, the paper displays the technique to build up a water buildup framework in view of thermoelectric cooler. The framework comprises of cooling components, heat trade unit and air dissemination unit. A sun based cell board unit with an important high current yield drives the cooling components through a controlling circuit. TEC is a gadget that can change over barometrical dampness straightforwardly into usable and even drinkable water. It is such a gadget which utilizes the rule of moisture to change over particles of water vapor into water beads and that is done because of Peltier Effect. It has been presented a bit some time recently, however it is not extremely basic in India and some different nations. It has an awesome application remaining on such period of innovation where we as a whole are running behind renewable sources.

**Key Words:** *Thermoelectric Cooler, Peltier Effect, Moisture, Water Vapor, Condensation.*

## INTRODUCTION

The gadget utilizes the rule of dormant warmth to change over water vapor atoms into water beads. In numerous nations like India, there are numerous spots which are arranged in mild locale; there are desert, downpour backwoods regions and even overwhelmed territories where air moistness is famous. Be that as it may, assets of water are restricted. In the previous couple of years a few ventures have as of now been done to set up the idea of air buildup and era of water with the assistance of peltier gadgets, for example, gathering water for youthful trees utilizing Peltier plates that are controlled by photovoltaic sun powered vitality [2], and so forth. Along these lines, this venture will develop the utilizations of such gadgets further sooner rather than later. As indicated by past learning, we realize that the temperature require to consolidate water is known as dew point temperature. Here, the objective is to acquire that particular temperature essentially or tentatively to consolidate water with the assistance of some hardware gadgets. This undertaking comprises of a thermoelectric peltier (TEC) couple [3],

which is utilized to make nature of water consolidating temperature or dew point, for sure routine compressor and evaporator framework could likewise be utilized to gather water by basically trading the inactive warmth of coolant inside the evaporator. The dense water will be gathered to use for drinking reason and different employments.

## THERMO ELECTRIC COOLER :

The peltier thermoelectric gadget [4] has two sides( a p-sort and a n-sort semiconductor), and when DC current courses through the gadget, it conveys heat from one side to other, with the goal that one side gets cooler while the inverse one gets more sweltering. This is called Peltier impact and electron opening hypothesis. Peltier coolers comprise of a Peltier component and an intense warmth sink/fan mix. Peltier components come in different structures and shapes. Normally, they comprise of a bigger measure of thermocouples organized in rectangular frame and bundled between two dainty clay plates. This kind of gadget is powerful to the point that it can solidify great measure of the water inside a few minutes.

A customary cooling framework contains three principal parts-the evaporator, compressor and condenser. A TEC likewise has some undifferentiated from parts. Vitality (warmth) is consumed by electrons at the chilly intersection, as they go from a low vitality level in the p-sort semiconductor component, to a higher vitality level in the n-sort semiconductor component. It is the force supply that gives the vitality to make those electrons to travel through the framework. At the hot intersection, vitality is removed to a warmth sink as electrons move from a high vitality level component (n-sort) to a lower vitality level component (p-sort).

Essentially TE couples are joined in a module, associated electrically in arrangement and thermally in parallel to acquire a promising yield. Yet, it will be badly designed to utilize such a gadget, to the point that has less favorable work done to power proportion. There are modules accessible in the business sector as indicated by assortment of sizes, shapes, working voltages-streams and scopes of warmth pumping limit. The present pattern, be that as it may, is towards a bigger number of couples working at lower streams; before picking a productive gadget, a few parameters must be resolved. . These are:

$T_C$ : Temperature at Cold Surface.  
 $T_H$ : Temperature at Hot Surface.

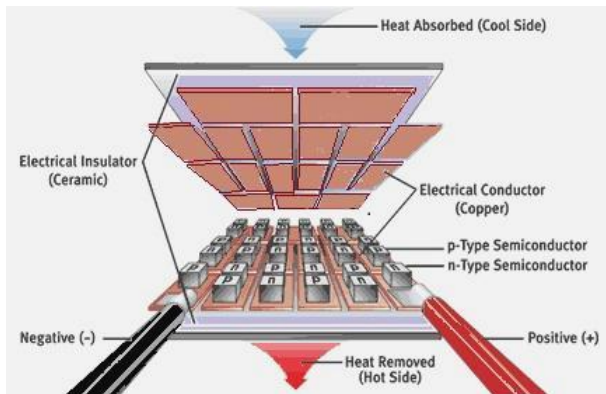
$Q_C$ : The heat to be absorbed at the Cold Surface.

The object to be cooled is intimately confined with the cold side of TEC, though temperature of that object starts falling until it is as same as the temperature of the cold side of the TEC.

Now,  $\Delta T$  can be defined as:

$\Delta T = T_H - T_C$  (1) This conflict should be accurately determined if the design is to operate as desired.

The proportion of  $Q_C$  to  $P$  is the warmth consumed at the chilly intersection, partitioned by the information power i.e.  $Q_C/P$  is known as COP [5] which is frequently used to choose better gadget.



Thermoelectric Cooler Preferences of this gadget over customary gadget:

There are parcel of favorable circumstances of TEC over the ordinary refrigeration framework.

- No moving part, so upkeep is required less oftentimes.
- No utilization of chlorofluorocarbons.
- Temperature control inside parts of degrees can be kept up.
- Flexible shape (structure component); specifically, they can have a little size. Perfect for advanced innovation patterns.
- Can be utilized as a part of situations that are littler or more serious than routine refrigeration.
- Has a long life, with interim between disappointments (MTBF) surpassing just about 100,000 hours.
- Controllable by means of changing the info voltage/current effectively.
- Draw nearly low current than a compressor based refrigeration framework.

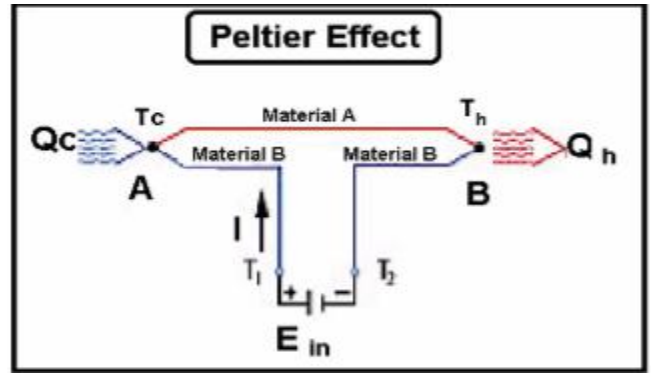


Figure 2: Working of Peltier Device

The matter of the execution is to be proficient when this gadget is kept inside a nearly muggy environment and air is pushed towards the cooler side of TEC gadget, so that the water vapor picks up its dormant warmth, required for the dew point temperature and along these lines water buildup happens; this procedure can be improved if same hot air is passed through the cool side of TEC, so that water beads doesn't frame ice and era of water happens. It is basic to remember the motivation behind the get together, so the strategy to be utilized is as vital as the determination of the best possible gadget. The greater part of the mechanical interfaces amassed inside the articles are to be cooled and in addition the surrounding. It's very characteristic that all warm mechanical interfaces have a tendency to restrain the stream of warmth by including warm resistance. The thought of get together systems ought to be very upgraded to minimize warm resistance. Mechanical resiliences of warmth exchanger [6] surfaces ought to never surpass 0.001 in/in with a roof of 0.002" of aggregate Indicated Reading.

When it is vital to utilize more than one module between normal plates, the variety of tallness between modules, it ought not go past 0.001"(request resilience lapped modules when requesting). For the most part most TE gatherings make utilization of "warm oil" interfaces. The thickness of the oil ought to be restricted to  $0.003 \pm 0.0006$ " [7]. With a specific end goal to consolidate these sorts of resistances, certain levels of cleanliness must be kept up; as oil has high proclivity to such toxin components like earth, coarseness, and lethal powder of Sulfur, Carbon mixes and so on., and these components can build the level of polluting influence inside the water pouring from the adjoining spots of oil joints

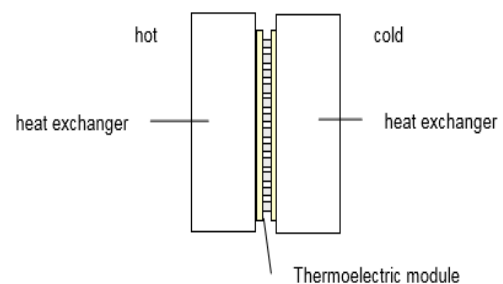


Figure3: Thermo cooler Interface

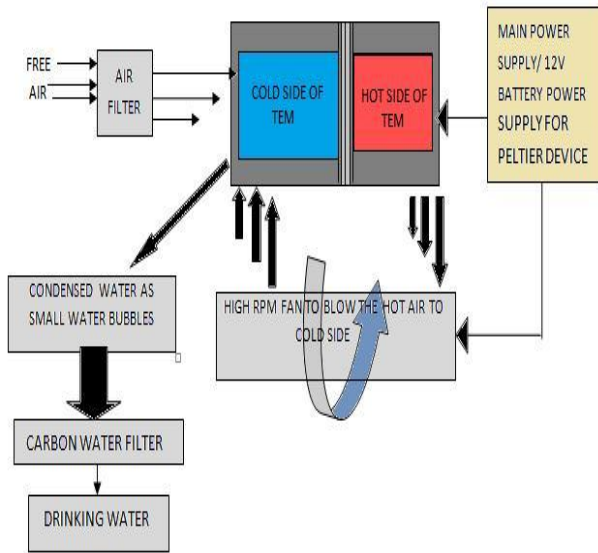


Figure 4: Schematic Diagram of System Assembly for Drinking Water

#### SUN POWERED DRIVEN THERMOELECTRIC:

Sun powered vitality has the astounding favorable position of low water utilization amid its utilization stage [8], along these lines it perfect for establishment in spots where there is a high debasement of freshwater supply. Be that as it may, usage of sun powered refrigeration would have been still rejected if the vitality emergency in 1970s did not influence the advanced musings [9]. Research on Peltier's cooling impact and Photovoltaic impact additionally created around that time, principally for the icy chain venture of the World Health Organization and the global Health Organizations particularly for provincial territories . Sun powered cells were utilized inside little TE worked coolers. Exploratory examination and investigation on a sunlight based cell driven thermoelectric icebox has been led . The fundamental segments of the sun oriented battery comprise of cell including the (Photo Voltaic) PV cluster, the capacity battery and the controller. The PV exhibit is introduced at outside and the battery stores the abundance, delivered amid daylight periods. This put away vitality is further utilized for running the framework amid the night hours moreover. The controller is principally an electronic gadget, gathered with chip, which can promptly sense the battery condition and additionally the force utilizations and controls the framework operation likewise. It has extremely straightforward engineering or circuit plan. The fundamental obligation of it is to secure the battery against over the top charging or releasing. There are uniquely composed lead-corrosive batteries reasonable for profound release cycles happening in frameworks without a doubt this battery could be any sort.

#### REQUIRED COMPUTATIONS AND CONDITIONS:

One of the goals from the first of this task is to get dew point temperature and control of the temperature keeping in mind the end goal to utilize the definite vitality to consolidate water, an exact control of the temperature of the cool side must be performed.

The condition is[10]:

$$T_{dp} = (Hr/100)^{1/8} \cdot (112 + 0.9T_a) + 0.1T_a - 112 \quad (2)$$

Where  $T_{dp}$  (°C) = dew point temperature,  $Hr$  (%) is relative stickiness and  $T_a$  (°C) is the temperature of the encompassing air dampness that will be dense, i.e. the air in the harsh elements chamber (appeared in the outline).

TEC is commonly associated one next to the other and sandwiched between two artistic plates. The cooling capacity of this sort of gadget is then relative to the quantity of TECs in it. The measure of warmth that can be assimilated is corresponding to the current and time.

$$W = P \cdot I \cdot t \quad (3)$$

Here  $P$  is the Peltier Coefficient,  $I$  is the current, and  $t$  is time .

These two scientific expressions will be adequate for this model undertaking to be carried on further.

#### WORKING OF THE GADGET:

As per the past elaboration, the goal is to compute the dew point temperature  $T_{dp}$  from the accumulated data about that surrounding environment into which the gadget is going to run i.e. the data with respect to  $Hr$  and  $T_a$ . Once the dew point temperature is acquired, the peltier coefficient  $P$  and the ebb and flow rating of the gadget (TEC) can likewise be gotten from gadget information table; along these lines the assessed time for creating water beads from the moist air is ascertained promptly. When the gadget is fueled the hot side begins getting more sultry and frosty side cooler; achieving the dew point temperature. The chilly side of TEC begins to cool the air going through its warmth sink territory and water vapors begin to gather simply like the water buildup happens outside a glass brimming with ice. It is critical to remember that when TEC begins it requires a more drawn out investment to really deliver water, however it achieves the dew point temperature promptly, yet after some time the procedure secures the velocity to create adequate water as indicated by the trial consequence of this undertaking.

TEC is a gadget that is utilized for normal productivity prerequisite as indicated by the force is bolstered and time taking to achieve its ideal level of cooling impact. As this undertaking essentially lies on the employments of sun based vitality, it is promptly unrealistic to utilize higher TEC as those will require higher voltage rating. So nearly it's productive to utilize TEC however it requires somewhat more investment to run effectively.

#### TYPES OF GEAR AND RESULT

The sun powered cell unit is to be introduced in this framework, appraised as yield of 12 V with the greatest yield force of 120 W, apparently which can supply enough energy to continue running three 40 W (3.5 A) Peltier coolers (TEC) associated in parallel. The Peltier gadget has

a measurement of 4x4x0.8 cm. The most extreme temperature contrast i.e.  $\Delta T$  of 87°C. A 3000rpm, 15x15cm (size of TEC) fan that is fit for delivering wind current of at most 500 cfm is utilized for course of the air. The warmth sinks are made of aluminum and anodized. Enacted carbon channel are utilized for water filtration. Two temperature sensors and a PIC16F872 or AT mega arrangement microcontroller can be utilized for temperature control.

#### OTHER PARAMETERS TO CONSIDER:

The material utilized for the gathering parts merits watchful thought. The warmth sink and cool side mounting surface ought to be made out of materials that have a high warm conductivity (i.e., copper or aluminum) to advance warmth exchange. In any case, protection and get together equipment ought to be made of materials that have low warm conductivity (i.e., polyurethane froth and stainless steel) to decrease heat misfortune. Natural concerns, for example, dampness and buildup on the frosty side can be mitigated by utilizing appropriate fixing techniques. An edge seal shields the couples from contact with water or gasses, wiping out erosion and warm and electrical shorts that can harm the thermoelectric module. The significance of different variables, for example, the Thermo electric's impression, its stature, its cost, the accessible force supply and kind of warmth sink, change as per the application.

#### MODAL FOR WATER GENERATION USING TEC AND CLARIFICATI



Figure5: Working Modal on Given Research Topic

Along these lines, as the air chills off, its ability of holding water declines and water dampness begins consolidating. The air is then gone through to the more smoking side of TEC that cools the temperature of hot side, as appeared in above chart. This is important to continue running of peltier gadget; generally the temperature will increment at hot side so much that the gadget could be harmed. This warm air can be sent to the cooler side to build the water era, as portrayed prior. The consolidated water falls into a repository then goes through a channel (discretionary).

At the point when testing a get together of this write it is essential to screen temperature and relative mugginess. Measuring the temperature and the dampness of the cooling delta and outlet air and also stream rates is important to assemble a shut circle control unit.

It is constructed utilizing TEC061 Sensor to control the framework and keeping the temperature of the coursing air over the water the point of solidification. It detects the temperature of two sides of TEC by utilizing two temperature sensors and appropriately takes after a calculation to control the fan's pace and additionally framework wellbeing.

As per the yield, and a bit estimation it is watched that, this framework can delivered very nearly 1 Liter of consolidated water every hour amid the sunshine, when it is running at its ideal working condition.

#### CONCLUSION AND ITS FUTURE SCOPE:

Applying this framework in an exceptionally muggy district very nearly 1 Liter of dense water can be delivered every hour amid the sunshine, this is a promising result; then a more improved framework can be composed that experiences higher force sunlight based cells furthermore has the giftedness to store the abundance vitality amid the light that will be utilized around evening time; without a doubt the conservative preferred standpoint of this sort of framework is somewhat dark because of the generally high establishment cost.

This thought can be amplified further in future –

- 1) For extensive scale execution, RO and UV water channel can be utilized for creating such water that meets the standard of WHO and BIS effectively.
- 2) Peltier gadget has numerous sorts of models which are much productive than TEC. Those can be utilized.
- 3) As the venture goes for creating water from climate and keeping this gadget convenient, vast measured scrubbers are not utilized for better air filtration. Scrubbers can expel every one of the oxides from the air. For substantial execution it can be taken care of.
- 4) The idea of this undertaking can likewise be utilized as a superior option as a part of refrigeration science against ordinary frameworks.

It can likewise be seen along these lines, i.e. the use of such low power semiconductor gadgets are showing towards the more conspicuous development of cooling building that is going to change the entire situation and myths about the force utilization of refrigeration science. Subsequently, in not so distant future we will have the capacity to utilize such gadgets that are presently constrained inside the venture works.

REFERENCES:

- [1] Greg M.Peters; Naomi J.Blackburn; Michael Armedion, "Environmental assessment of air to water machines-triangulation to manage scope uncertainty", Springer-Vsuccumbed Berlin Heidelberg 2013, vol 18, pp. 1149-1157, 27 March, 2013.
- [2] Ioffe. A. F., Thermo-electric and Thermo elements Cooling Info search, London,1957.
- [3] Alaoui Chakib, "Peltier Thermo-electric Modules Modeling and Evaluation", International Journal of Engineering (IJE), Volume (5): Issue (1):2011.
- [4] B.Singh; L.Tan; A.Date; A.Akbarzadeh, "Power generation from salinity gradient solar pond using thermoelectric generators for renewable energy application," Power and Energy (PECOn), 2012 IEEE International Conference on , vol., no., pp.89-92, 2-5 Dec. 2012.
- [5] D.D.L.Wijngaards; R.F.Wolffenbuttel, "Study on temperature stability improvement of on-chip reference elements using integrated Peltier coolers," Instrumentation and Measurement, IEEE Transactions on, vol.52, no.2, pp.478-482, April 2003.
- [6] N.Kammuang-lue; P.Sakulchangsattajai; P.Terdtoon, "Effect of working fluids on thermal characteristic of a closed-loop pulsating heat pipe heat exchanger: A case of three heat dissipating devices," Electronics Packaging Technology Conference (EPTC), 2012 IEEE 14th, vol., no., pp.142-147, 5-7 Dec. 2012.
- [7] S.N.Paisner; M.Touzelbaev; G.Refaei-Ahmed; Yizhang Yang, "New developments for a no- pump-out high-performance thermal grease," Thermal and Thermo mechanical Phenomena in Electronic Systems (ITherm), 2010 12th IEEE Intersociety Conference on, vol., no., pp.1-4, 2-5 June 2010.
- [8] R.Sharma; V.K.Sehgal; Nitin; A.Thakur; A.M.Khan; A.Sharma; Pankaj Sharma, "Peltier Effect Based Solar Powered Air Conditioning System," Computational Intelligence, Modelling and Simulation, 2009. CSSim '09. International Conference on, vol., no., pp.288-292, 7-9 Sept. 2009.
- [9] J.Garrido; A.Casanovas, "The central role of the Peltier coefficient in thermoelectric cooling," Journal of Applied Physics, vol.115, no.12, pp.123517-123517-6, Mar 2014.
- [10] R.A.Taylor; G.L.Solbrekken, "Comprehensive system-level optimization of thermoelectric Devices for electronic cooling applications," Components and Packaging Technologies, IEEE Transactions on, vol.31, no.1, pp.23-31, March 2008
- [11] Aditya Nandy; Sharmi Saha; Sharmistha Chattopadhyay; Souradeep Ganguly, A Project on Atmospheric Water Generator with the Concept of Peltier Effect, *International Journal of Advanced Computer Research (ISSN)*, Volume-4 Number-2 Issue-15 June-2014.